

# TOUCH SCREEN CLEANING


## 1° PHASE:

LOOSEN AND REMOVE THE 4 DICE




## 2° PHASE:

REMOVE THE SCREWS THAT FIX THE STIRRUP




**3° PHASE:**

**REMOVE THE 6 SCREWS THAT FIX THE POSTERIOR PANEL**




**4° PHASE:**

**REMOVE THE PIECE THAT BLOCK THE GLASS**



**5° PHASE:**

**CLEAN WITH CLOTH AND ALCOOL VERY WELL THE GLASS**



**6° PHASE:**

**NOW YOU MAKE ALL THE OPERATIONS TO THE INVERSE AND DO ATTENTION TO DON'T SCRATCH THE LCD**